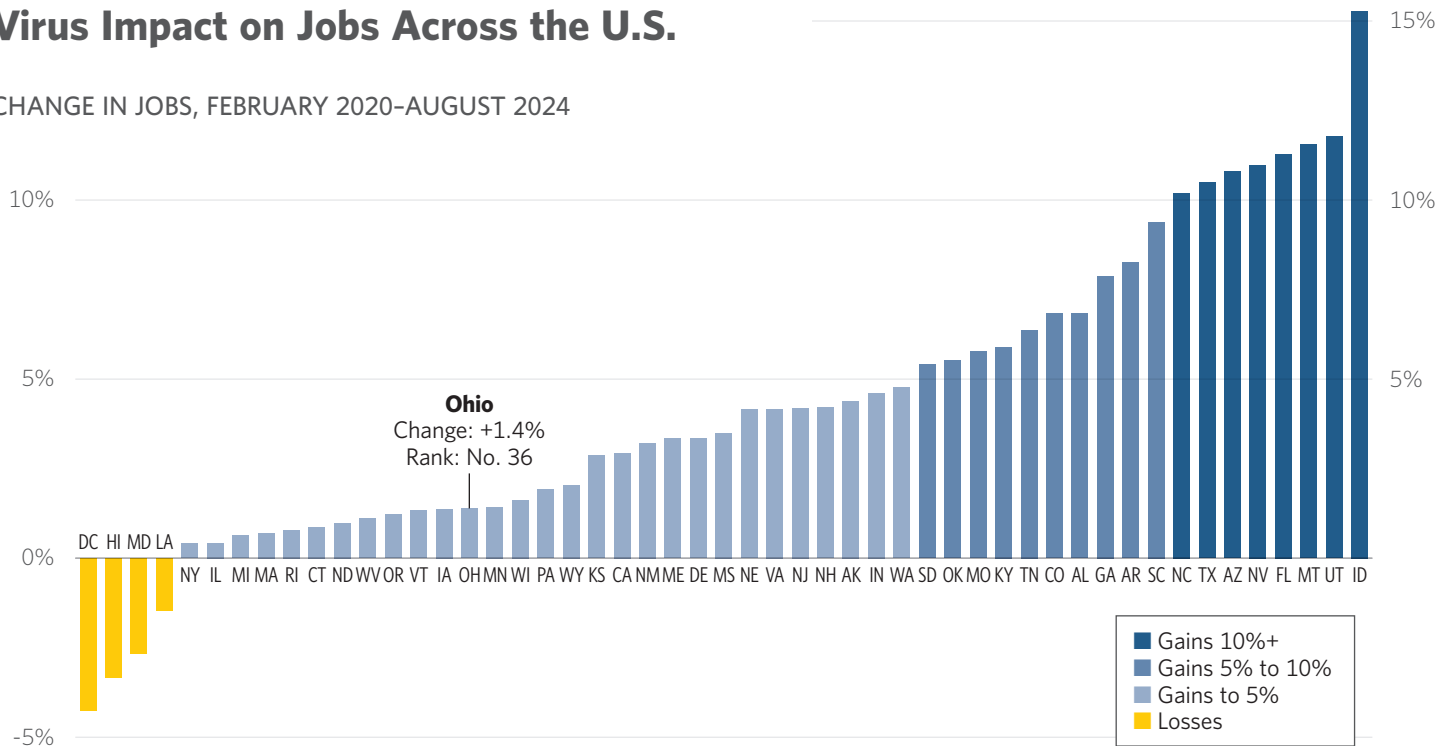


Ohio Wuhan Virus Economic Impact Dashboard

Virus Impact on Jobs Across the U.S.

CHANGE IN JOBS, FEBRUARY 2020-AUGUST 2024



NOTE: Calculations are based on actual figures for February 2020 and preliminary figures for August 2024.
SOURCE: Bureau of Labor Statistics.



Ohio in Middle in Pandemic Jobs Recovery

CHANGE IN NUMBER OF JOBS, FEBRUARY 2020 VS. AUGUST 2024, IN THOUSANDS

Texas	+1,157.0	Washington	+139.8	Nebraska	+35.8	Delaware	+13.5
Florida	+895.9	Nevada	+138.3	New York	+33.9	Connecticut	+12.8
California	+439.3	Indiana	+126.6	Kansas	+33.7	Alaska	+11.0
North Carolina	+395.2	Alabama	+115.6	Mississippi	+32.1	West Virginia	+6.2
Georgia	+312.0	Pennsylvania	+104.0	New Hampshire	+25.2	Wyoming	+4.5
Arizona	+276.4	Idaho	+98.2	Michigan	+24.3	Rhode Island	+3.5
Tennessee	+173.4	Kentucky	+96.4	Massachusetts	+23.1	North Dakota	+3.5
South Carolina	+172.7	Arkansas	+88.4	Illinois	+22.2	Vermont	+3.4
Colorado	+160.5	Oklahoma	+74.1	New Mexico	+21.8	Hawaii	-17.7
Utah	+156.6	Ohio	+67.1	Oregon	+20.3	D.C.	-24.0
New Jersey	+152.6	Montana	+46.0	South Dakota	+19.7	Louisiana	-24.2
Missouri	+142.7	Wisconsin	+42.1	Iowa	+18.1	Maryland	-61.4
Virginia	+140.1	Minnesota	+36.6	Maine	+17.9		

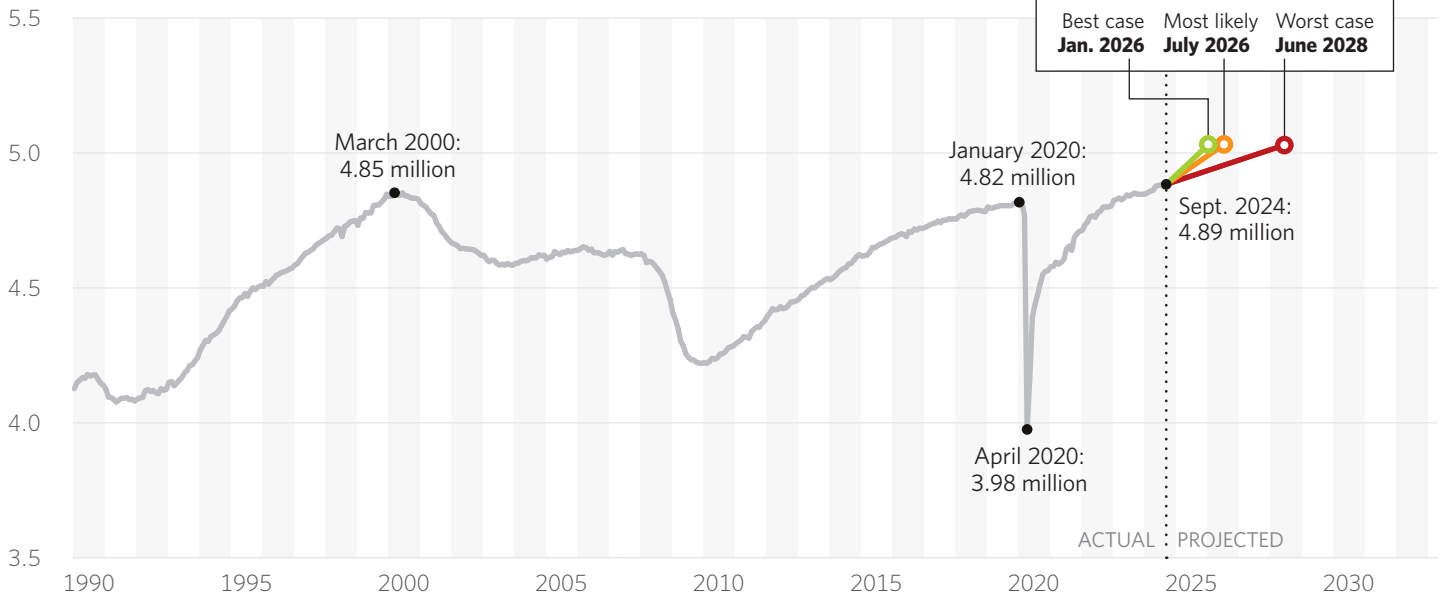
NOTE: Calculations are based on actual figures for February 2020 and preliminary figures for August 2024.
SOURCE: Bureau of Labor Statistics.



Ohio Wuhan Virus Economic Impact Dashboard

When will Ohio fully recover?

OHIO PRIVATE-SECTOR EMPLOYMENT, IN MILLIONS



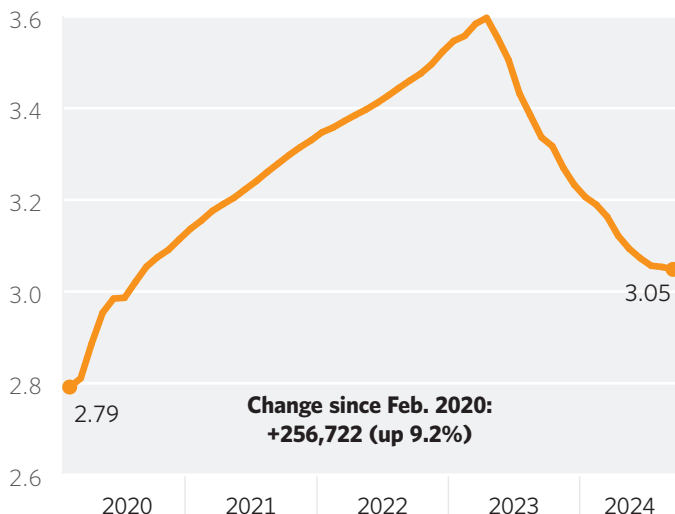
NOTE: Recovery employment levels are higher than March 2000 levels because of population growth. In March 2000, Ohio had a population of 11.3 million, and today it is 11.8 million.

SOURCE: Opportunity Ohio calculations based on data from the U.S. Department of Labor, Bureau of Labor Statistics, <http://www.bls.gov>.

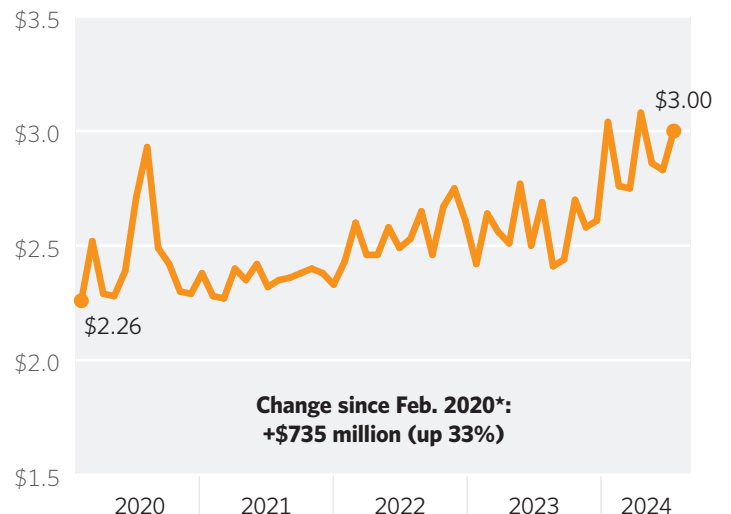


Changes to Ohio Medicaid

ENROLLMENT, IN MILLIONS



COSTS, IN BILLIONS



SOURCE: Ohio Department of Medicaid, <http://medicaid.ohio.gov>. *Cost data unavailable for September 2024.

