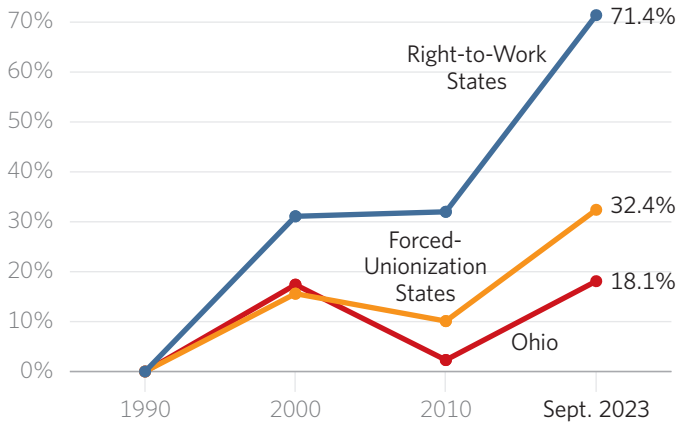


Ohio Worker Freedom Report: November 2023

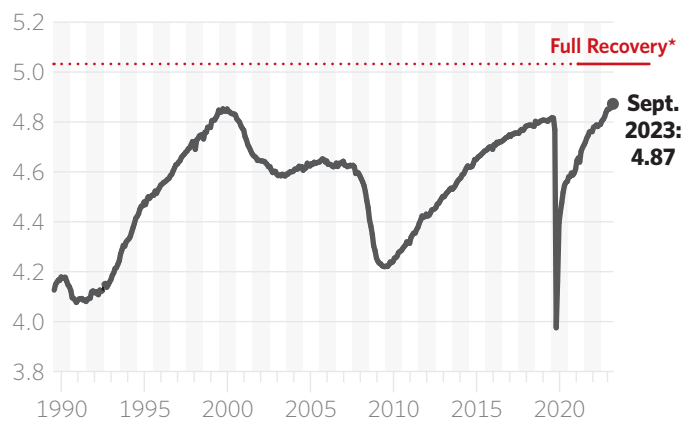
PERCENTAGE CHANGE IN JOBS SINCE 1990



SOURCE: Bureau of Labor Statistics.

OPPORTUNITY *Ohio*

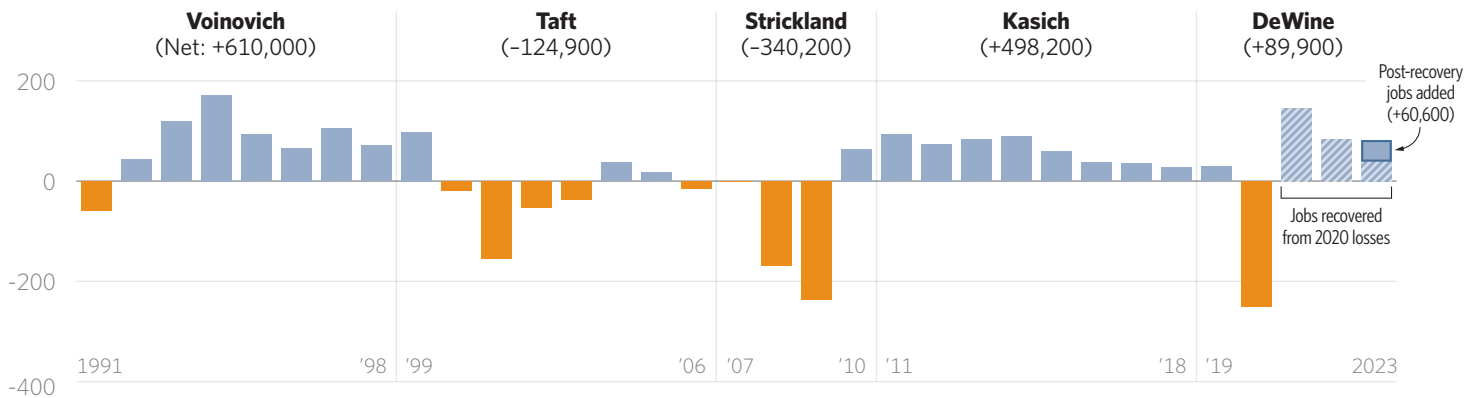
OHIO PRIVATE-SECTOR EMPLOYMENT (MILLIONS)



* Adjusted for population growth.
SOURCE: Bureau of Labor Statistics.

OPPORTUNITY *Ohio*

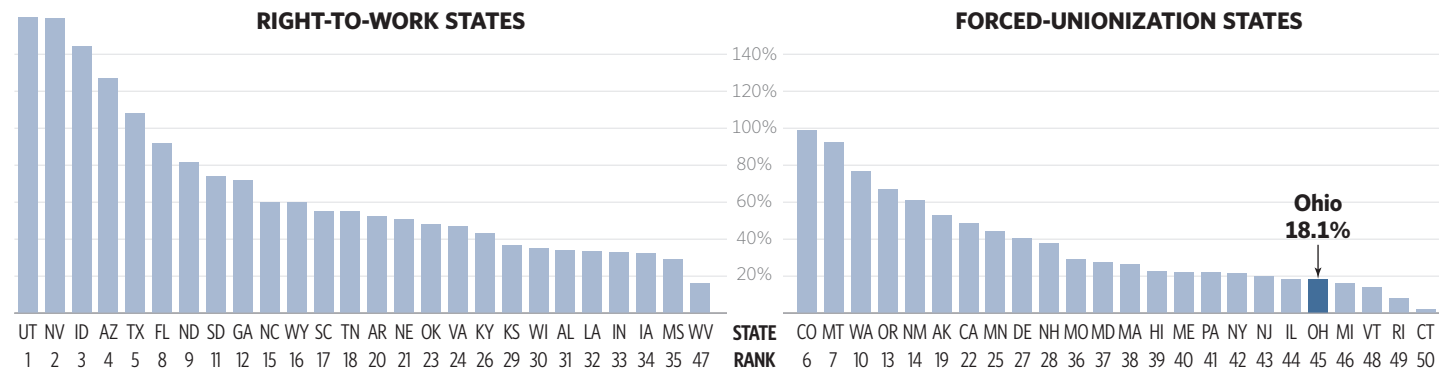
YEAR-TO-YEAR (DECEMBER TO DECEMBER) CHANGE IN JOBS IN OHIO, IN THOUSANDS



SOURCE: U.S. Department of Labor, Bureau of Labor Statistics.

OPPORTUNITY *Ohio*

PERCENTAGE CHANGE IN NON-FARM, NON-GOVERNMENT JOBS SINCE 1990



SOURCE: U.S. Department of Labor, Bureau of Labor Statistics.

OPPORTUNITY *Ohio*

NOTES: Though Oklahoma, Indiana, Michigan, Wisconsin, Kentucky, and West Virginia appear as Right-to-Work states, their data are a combination of both Right-to-Work and Forced-Unionization data. Oklahoma, Indiana, Michigan, Wisconsin, West Virginia, and Kentucky became Right-to-Work states in 2001, 2012, 2013, 2015, 2016, and 2017, respectively. Missouri became a Right-to-Work state in 2017 but returned to Forced-Unionization in 2018. Michigan repealed its 2012 Right-to-Work law in April 2023.