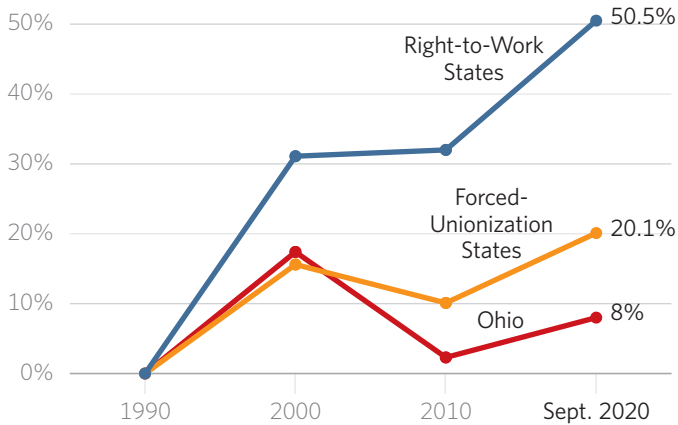


Ohio Worker Freedom Report: November 2020

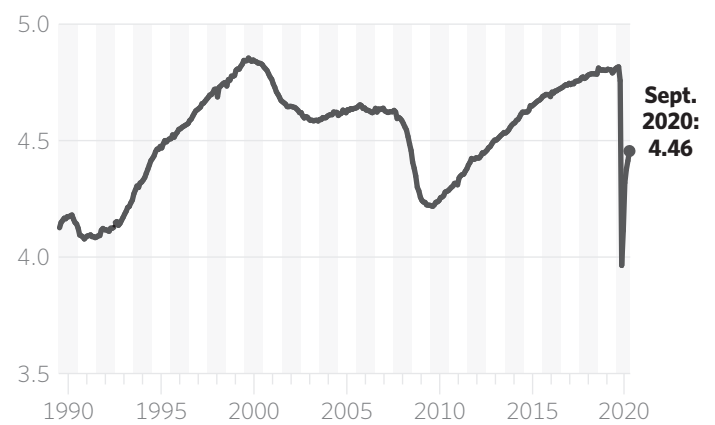
PERCENTAGE CHANGE IN JOBS SINCE 1990



SOURCE: Bureau of Labor Statistics.



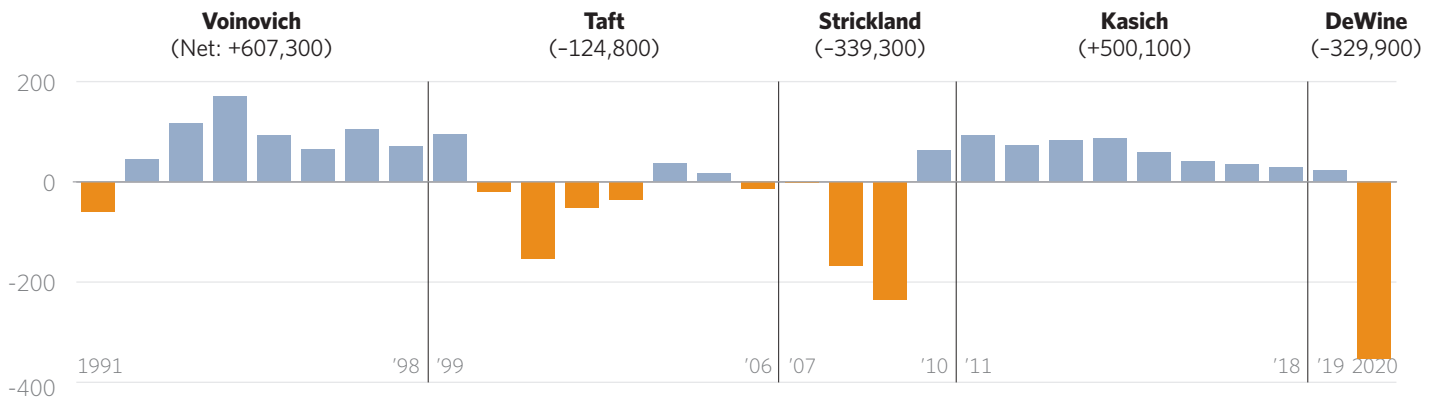
OHIO PRIVATE-SECTOR EMPLOYMENT (MILLIONS)



SOURCE: Bureau of Labor Statistics.



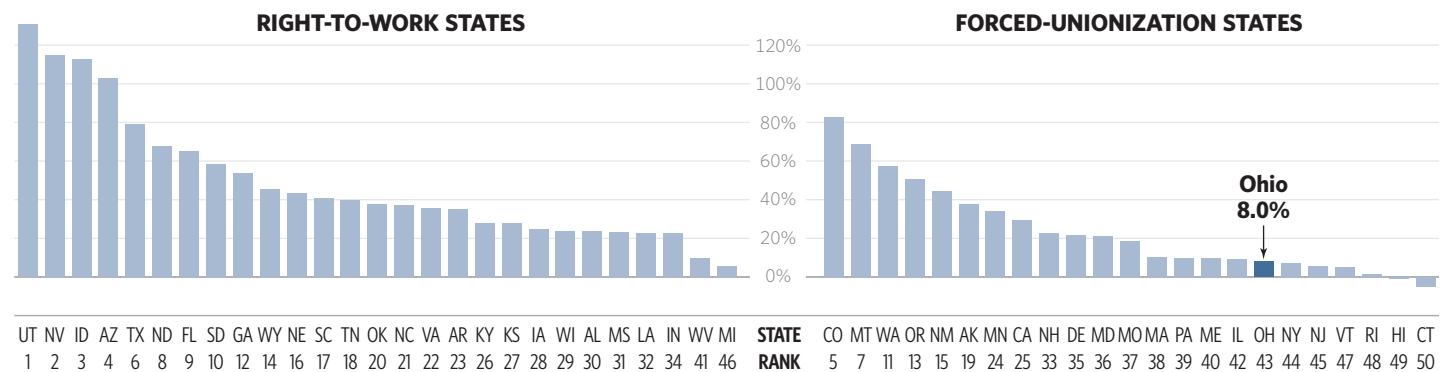
YEAR-TO-YEAR (DECEMBER TO DECEMBER) CHANGE IN JOBS IN OHIO, IN THOUSANDS



SOURCE: U.S. Department of Labor, Bureau of Labor Statistics.



PERCENTAGE CHANGE IN NON-FARM, NON-GOVERNMENT JOBS SINCE 1990



SOURCE: U.S. Department of Labor, Bureau of Labor Statistics.



NOTES: Though Oklahoma, Indiana, Michigan, Wisconsin, Kentucky, and West Virginia appear as Right-to-Work states, their data are a combination of both Right-to-Work and Forced-Unionization data. Oklahoma, Indiana, Michigan, and Wisconsin became Right-to-Work states in 2001, 2012, 2013, and 2015, respectively. Kentucky and West Virginia became Right-to-Work states in 2017. Missouri became a Right-to-Work state in 2017 but returned to Forced-Unionization in 2018.