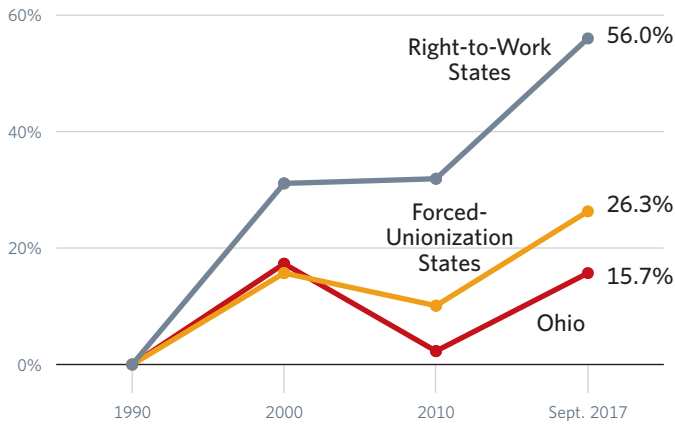


# OHIO WORKER FREEDOM REPORT: November 2017

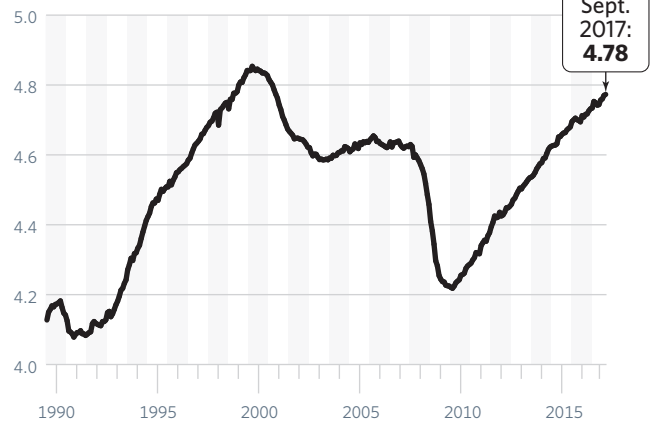
## WORKER FREEDOM JOB PERFORMANCE.

Percentage change in jobs since 1990

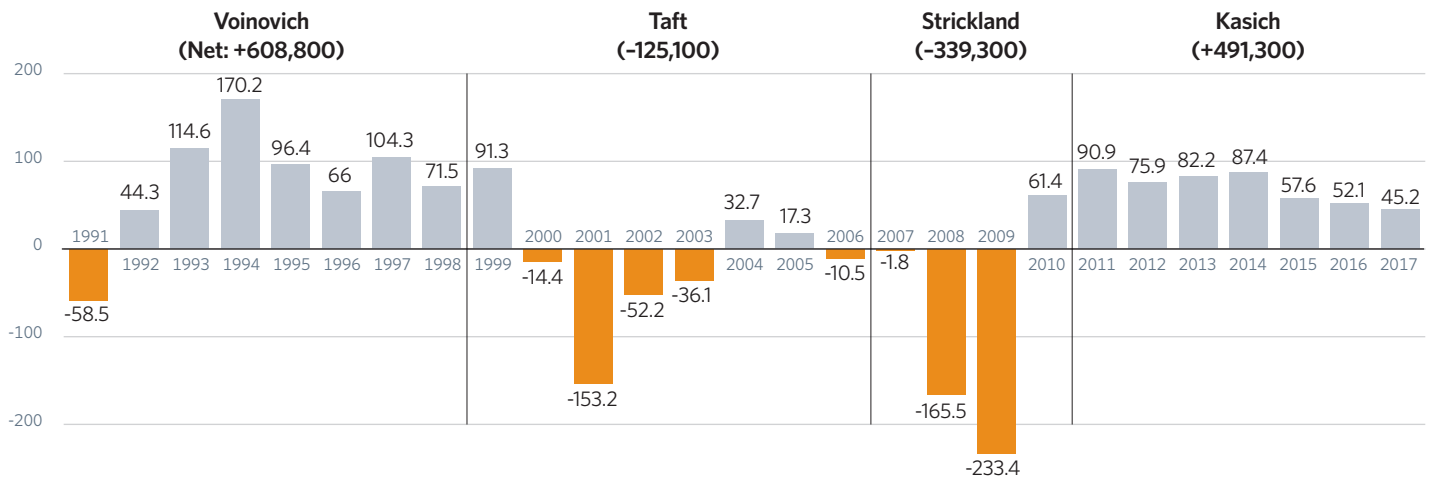


## OHIO PRIVATE-SECTOR EMPLOYMENT.

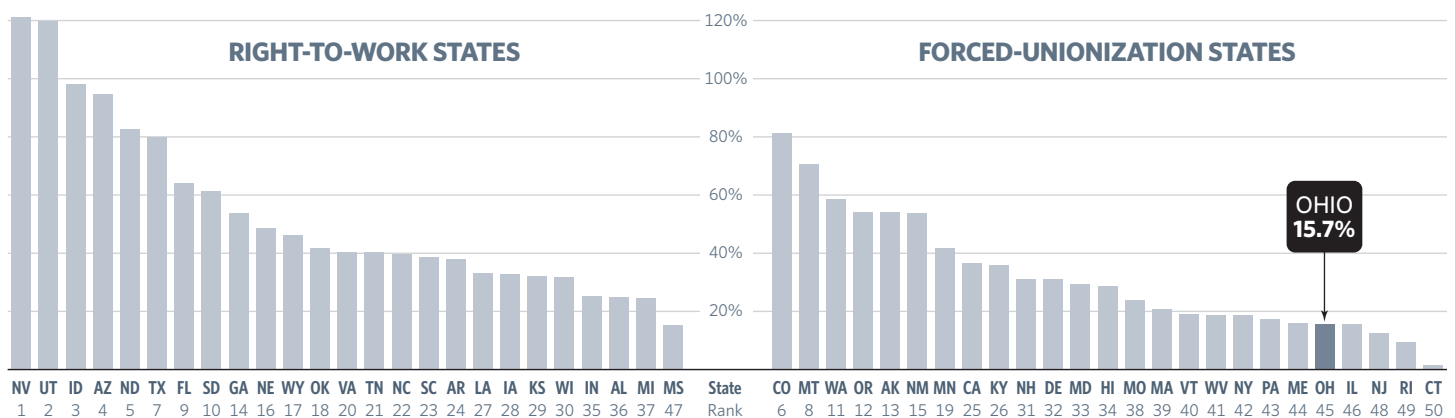
In millions of jobs



## JOB GROWTH IN OHIO BY GOVERNOR TERM. Year-to-year (December to December) change in jobs, in thousands



## STATE-BY-STATE JOB GROWTH. Percentage change in non-farm, non-government jobs since 1990



**Notes:** Though Oklahoma, Indiana, Michigan, and Wisconsin appear as Right-to-Work states, their percent growth and rankings are a combination of both Right-to-Work and Forced-Unionization data. Oklahoma, Indiana, Michigan, and Wisconsin became Right-to-Work states in 2001, 2012, 2013, and 2015, respectively. Kentucky, West Virginia, and Missouri are categorized as Forced Unionization because they became Right-to-Work states only this year.

**Note:** Most recent data available are for September 2017.

**Source:** U.S. Department of Labor, Bureau of Labor Statistics, <http://www.bls.gov/eag/>.