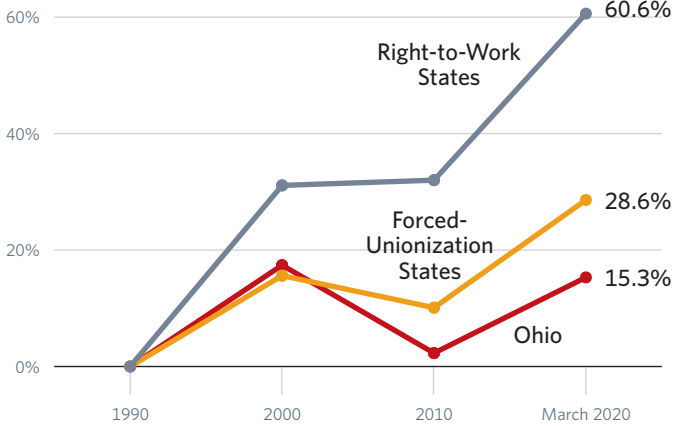


OHIO WORKER FREEDOM REPORT: May 2020

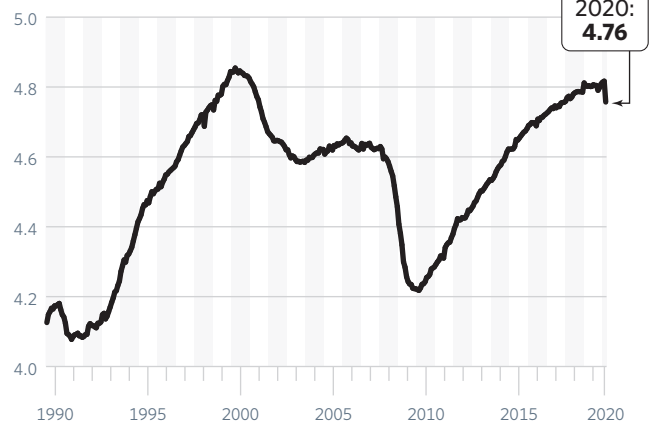
WORKER FREEDOM JOB PERFORMANCE.

Percentage change in jobs since 1990

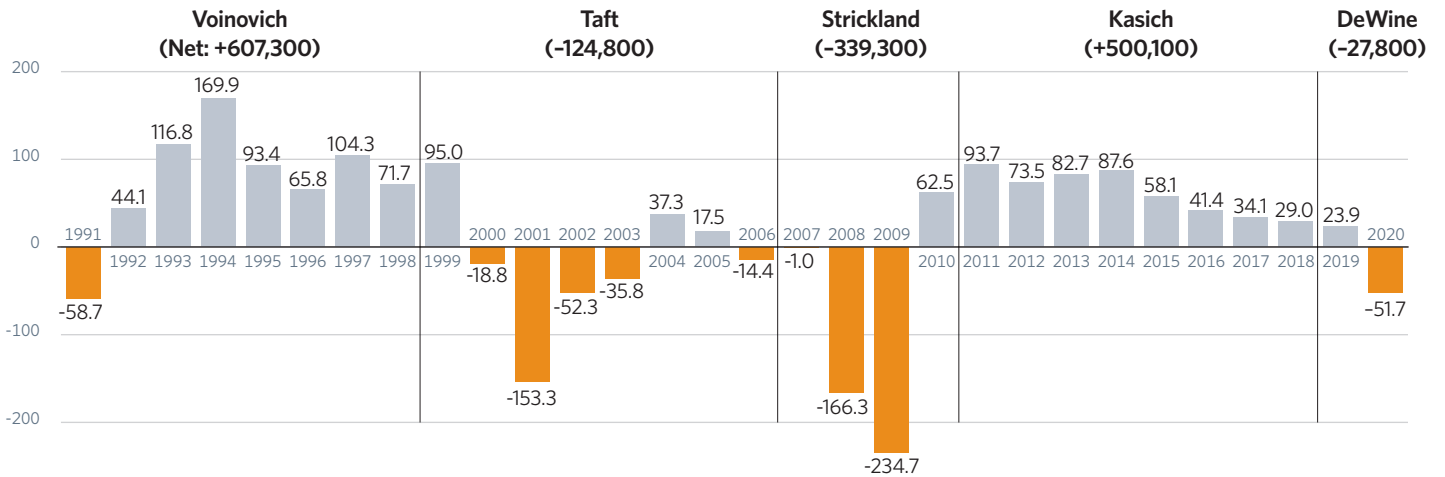


OHIO PRIVATE-SECTOR EMPLOYMENT.

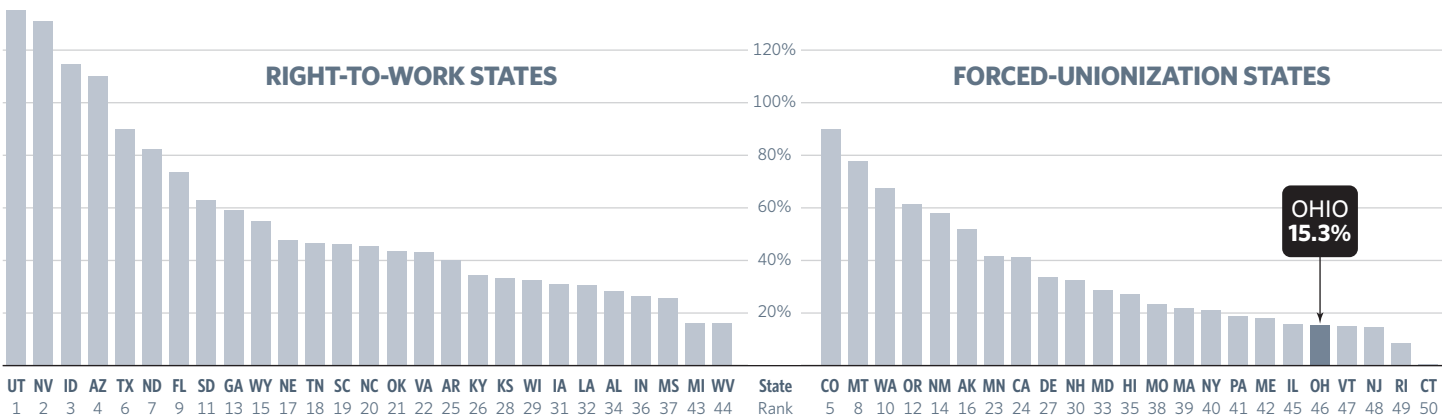
In millions of jobs



JOB GROWTH IN OHIO BY GOVERNOR TERM. Year-to-year (December to December) change in jobs, in thousands



STATE-BY-STATE JOB GROWTH. Percentage change in non-farm, non-government jobs since 1990



Notes: Though Oklahoma, Indiana, Michigan, Wisconsin, Kentucky, and West Virginia appear as Right-to-Work states, their percent growth and rankings are a combination of both Right-to-Work and Forced-Unionization data. Oklahoma, Indiana, Michigan, and Wisconsin became Right-to-Work states in 2001, 2012, 2013, and 2015, respectively. Kentucky and West Virginia became Right-to-Work states in 2017. Missouri became a Right-to-Work state in 2017 but returned to Forced-Unionization in 2018.

Note: Most recent data available are for March 2020.

Source: U.S. Department of Labor, Bureau of Labor Statistics, <http://www.bls.gov/eag/>.