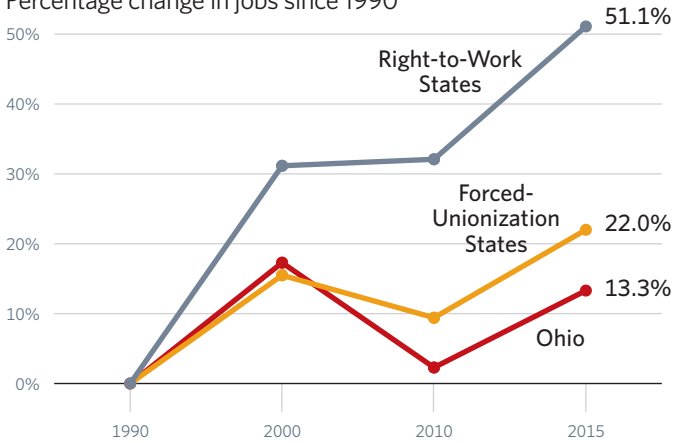


OHIO WORKER FREEDOM REPORT: January 2016

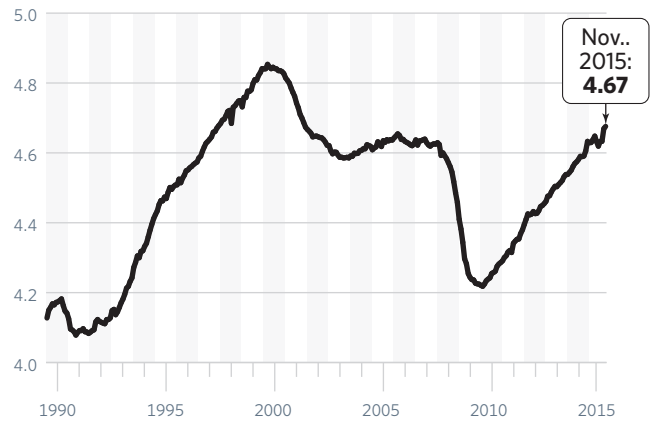
WORKER FREEDOM JOB PERFORMANCE.

Percentage change in jobs since 1990

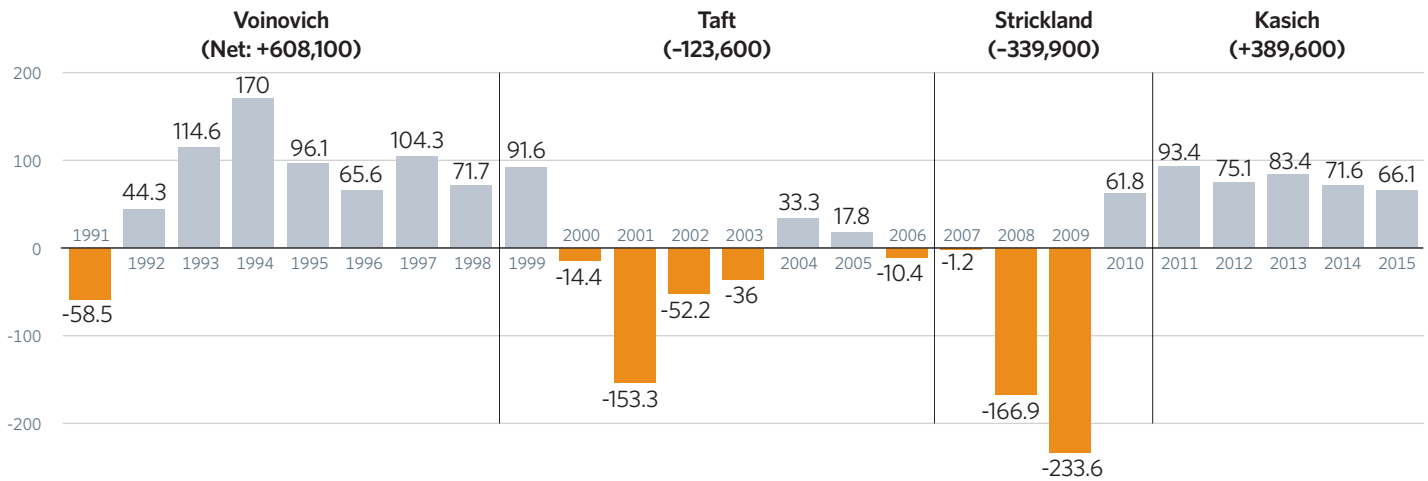


OHIO PRIVATE-SECTOR EMPLOYMENT.

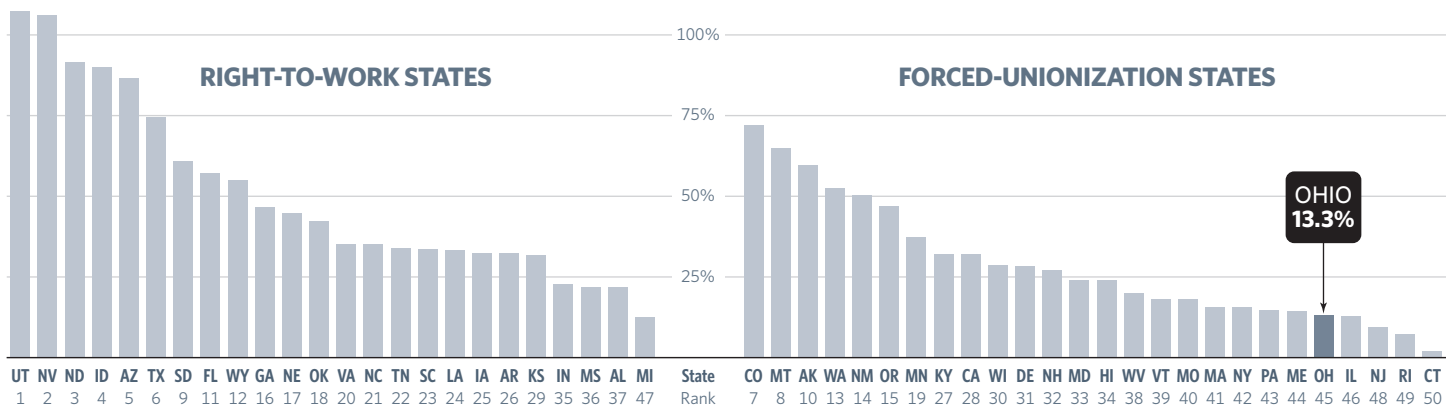
In millions of jobs



JOB GROWTH IN OHIO BY GOVERNOR TERM. Year-to-year (December to December) change in jobs, in thousands



STATE-BY-STATE JOB GROWTH. Percentage change in non-farm, non-government jobs since 1990



Note: Though Oklahoma, Indiana, and Michigan appear as Right-to-Work states, their percent growth and rankings are a combination of both Right-to-Work and Forced-Unionization data. Oklahoma, Indiana, and Michigan became Right-to-Work states in 2001, 2012, and 2013, respectively. Wisconsin is categorized as Forced Unionization but became Right-to-Work in March 2015.

Note: Most recent data available are for November 2015.

Source: U.S. Department of Labor, Bureau of Labor Statistics, <http://www.bls.gov/eag/>.